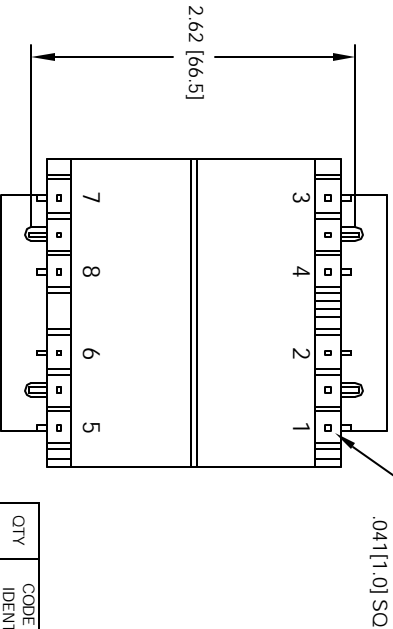
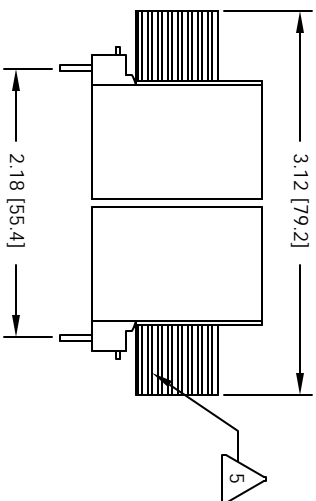
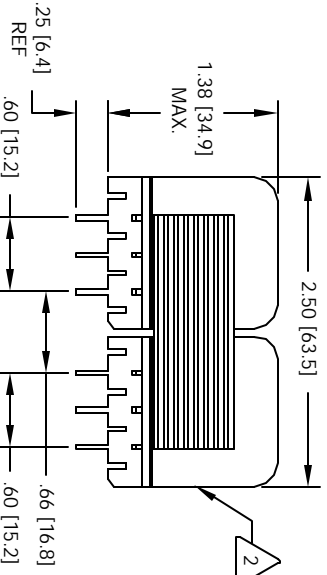
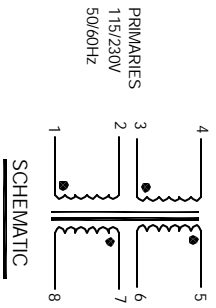


The information contained in this drawing is the sole property of CWS/Specialist. Any reproduction in part or whole without written permission of CWS/Specialist is prohibited.

REVISION HISTORY

REV	ECN	DESCRIPTION	BY	DATE	CHK	DATE
A		PRODUCTION RELEASE	TKR	4/13/05	JLAI	4/13/05



5 WHERE SHOWN, USING A PERMANENT MARKING METHOD
MARK PART NUMBER AND REVISION

4 CONTACT CWS FOR MORE INFORMATION
BUT NOT CERTIFIED OR TESTED BY THESE AGENCIES
DESIGNED TO MEET UL, CSA, TUV STANDARDS,
CONCENTRIC CONSTRUCTION

3 PRIMARY INPUT VOLTAGE (2+3) = 230 VAC, 50/60 HZ
PRIMARY INPUT VOLTAGE (1+3, 4+2) = 115 VAC, 50/60 HZ
PARALLEL CONNECTION (5+7,6+8) = 10V @ 4.80 A
SERIES CONNECTION (6+7) = 20V C.T. @ 2.40 A
SECONDARY RMS RATING:-
VOLT-AMPERES RATING = 48 VA
SPECIFICATIONS @ 25°C

2 WIRE: UL RECOGNIZED 130°C RATED MAGNET WIRE
CWS BYTEMARK OR OTHER APPROVED PART
CORE: 50 Hz / 60 Hz LAMINATION

1 BOBBIN RATING CLASS B (130°C) REQUIRED
MATERIAL: UL RECOGNIZED 94V-0 FOR FLAMMABILITY

NOTES: UNLESS OTHERWISE SPECIFIED,
READ NOTES FROM BOTTOM TO TOP

EP FORM0005 REV 3 10/01

QTY	CODE	IDENT	MFG. P/N	DESCRIPTION	ITEM NO.
				PARTS LIST	
				CWS Coil Winding Specialist	
				1510 E. Edinger Ave. Unit B, Santa Ana, CA 92705	
				Power Transformer	
				EPL Series, 48V, 1.375" High	
				SIZE: DMC NO.	
				EPL-48-20	REV A
				SCALE: 1=1	
				SHEET 1 OF 1	

CAD-FILE: